


Omaha Nebraska Stake

NEWSLETTER

October 2024



God is in relentless pursuit of you. He wants all of His children to choose to return to Him, and He employs every possible measure to bring you back.

Elder Patrick Kearon

CALENDAR

Saturday, October 5

- General Conference
 - Sessions begin at 11 am, 3 pm, and 7 pm
 - Available at [ChurchOfJesusChrist.org](https://www.ChurchOfJesusChrist.org)

Sunday, October 6

- General Conference
 - Sessions begin at 11 am and 3 pm

Sunday, October 13

- Mission/Temple Prep, 4 pm, Stake Center
- Why I Believe Fireside, 7 pm, Trail Center

Sunday, October 20

- Mission/Temple Prep, 4 pm, Stake Center

Saturday, October 26

- Multi-Stake Youth Activity, Ice Skating, Youth ages 14+, Grover Ice Rink, 6 - 9 pm

Sunday, October 27

- Mission/Temple Prep, 4 pm, Stake Center
- Worldwide Event for Youth 6pm
 - Watch with your ward/branch/family

October Calendar 1

Save the Date 2

Youth 3

Primary 4

Service 5

Communication 6

Temple & Family History 7-8

Save the Date

1 **STAKE RELIEF SOCIETY ACTIVITY *SATURDAY, NOV. 2ND***
Wailin' & Waffles, Breakfast Served, Stake Center, 10 am

2 **REFUGEE CULTURAL NIGHT *FRIDAY, NOV. 15TH***

Many may know the former names of the charities which merged a few years ago—Refugee Empowerment Center (REC) and Immigrant Legal Center (ILC). They recently announced the new name of their combined organization: Center for Immigrant and Refugee Advancement ([CIRA](#)). This charity will be included in this year's Giving Machines.

Join us as we gather with CIRA and refugees in our community for a special night of cultural performances and food, along with discussion to learn about refugees in our area. More details next month.



3 **GIVING MACHINES IN OMAHA *DEC. 20-31***
Westroads Mall

4 **YOUTH CAMPS *SUMMER 2025***

For the Strength of Youth (FSY) Summer 2025 (For Youth turning 14+)

- 1st Session: Lincoln June 16-21
- 2nd Session: Lincoln June 23-28
- *Pre-registration begins October 22 - January 14*

Stake YM Summer Camp 2025

- May 28 - 31 at Camp Eagle

Stake YW Summer Camp 2025

- Details Forthcoming





MULTI-STAKE YOUTH ACTIVITY

Let's go Skating!

FOR YOUTH AGES 14+

🕒 SAT OCT 26TH 6-9PM 📍 GROVER ICE RINK ★ DONUTS & CIDER



Youth Basketball

Sign up for one of our Stake Basketball teams! We have teams for boys and girls, 6th grade through high school. Teams compete in the Omaha CYO league with other parochial, Christian, and Catholic organizations. 8-12 games depending on the grade with a postseason tournament. This is our 3rd year playing and it is a great way to participate with other like-minded youth in Omaha and compete together. The Junior Cougars are a lot of fun. Sign up: <https://form.jotform.com/242579176782168>. Contact Marissa Leavitt with any questions (mleavitt10@gmail.com)



STAKE YOUTH
DONUTS + PICKLEBALL

SEP 28
2024
9 - 10:30 AM

BRING A PADDLE!

BRING A FRIEND! BRING A FRIEND!

STAKE CENTER
9 - 10:30AM
14880 CALIFORNIA ST, OMAHA NE

DONUTS + PICKLEBALL

LOOKING AHEAD



November 9th: Stake Youth Activity for youth turning 12-13, Elkhorn Building, 3 pm - 5 pm

2024 Summer Camps (see page 2)

We had a great Goal Showcase activity on September 21st! Many kids shared the goals that they have been working on, and it was so fun to get to know a little bit about each who participated!

We plan to have another Goal Showcase in Fall of 2025, so that's an entire year to be thinking about and preparing to share something!

- Chelsea Bryan, ONS Primary President



2024 PRIMARY GOAL
SHOWCASE



JustServe.org Snapshot

Check out these service options and others at JustServe.org. Click on the links below to sign up today!

Become an ESL Conversation Partner



As an ESL conversation partner, you play a crucial role in facilitating language practice for refugee clients through regular meetings in the comfort of their homes or within the community, fostering a supportive environment for effective language development. Click [HERE](#) for more information.

Music Hour



Life Care Center of Elkhorn is searching for individuals or small group volunteers who put compassion into action and display appreciation for music to enhance our residents' quality of life. We are looking for instrumentalists who would like to play for our residents ANY DAY! Click [HERE](#) for more information.

How to Manage Your Record of Service on Just Serve

Note: This can only be done on a computer or laptop. It cannot be done on the phone app.

To create a personal record of service:

1. Go to <https://justserve.org/dashboard>
2. Choose Record of Service in the menu
3. Select the pencil icon to update the hours served in past projects
4. Select the red X icon to remove a project
5. Select the Add a project button to track hours served for projects outside of JustServe
6. Select the Update button

THIS WEEK

KANESVILLE TABERNACLE AND VISITORS CENTER DEDICATION

Friday, September 27th

Special fireside with Elder Kyle S. McKay, Church Historian and Recorder officiating at the Council Bluffs Stake Center (2303 Butler St., Council Bluffs, IA) at 7pm. All interested are welcome to attend. Recommended attire is Sunday best or business formal.

Saturday, September 28th

Kanesville Memorial Dedication--will be streamed at the Council Bluffs Stake Center from 10am to 11am. All are welcome to attend. Recommended attire is Sunday best or business formal.


Following the dedication please join us to experience the memorial at a public Open House at the Kanesville Memorial, (222 E. Broadway, Council Bluffs, IA) between 11:15 am and 2 pm. Light refreshments will be provided.

About the Kanesville Tabernacle

The Kanesville Tabernacle and Visitors Center has been a historical and spiritual site since the arrival of early saints on the east side of the Missouri River. Built in 1847, it hosted meetings, elections, dances, and church conferences. President Brigham Young was sustained as the second President of the Church of Jesus Christ of Latter-Day Saints here. The Mormon Battalion was established here, and families sent their men to join the year-long engagement with the United States Army during the Mexican-United States War. The first Tabernacle was replaced by a new one, and several more tabernacles were built as needed.

The old tabernacle on Broadway was dedicated on July 13, 1996, by Gordon B. Hinckley, President of the Church of Jesus Christ of Latter-Day Saints. It was taken down a few years ago due to safety concerns and poor stability.

A new memorial has been built, including a walking tour with monuments and stories for visitors to explore. The site is beautiful and modern. It is open daily from 10 a.m. to 6 p.m.

**Youth & YSA Volunteers Needed**

The Light the World Giving Machines are coming to Omaha for their second year! We are looking for volunteers ages 16 to 35 to help staff the Giving Machines. If you are interested, fill out a form [here](#). Shift details will come in September. Volunteer assignments will be confirmed with you beforehand.

Contact Caleb Anderson with questions at caleblander@gmail.com

**YSA Performing Missionary Opportunity**

Calling all YSAs 18-25! If you sing, dance, play certain instruments, or can manage stage productions, we have the perfect mini-mission for you. Check out this [chance to serve](#) in Historic Nauvoo as a Nauvoo Performing Missionary. Visit nauvoohistoricsites.org and click on "serve" at the bottom of the window to learn more BEFORE the deadline of October 18th.

FamilySearch Center Hours

Open every Tuesday
noon-2pm and
7pm-9pm,
or by special
appointment

(402) 252-5131

Stake Center
14680 California St.,
Omaha

Get free help from a
Familysearch consultant,
or bring a friend!



October is National Family History Month

October is National Family History Month and a wonderful time for families and individuals to explore their roots and learn more about their ancestors. Discovering family history helps us understand where we come from, strengthens our connections, heals our hearts, and eliminates the adversary's power in our lives.

This month, let's commit to activities that can deepen our knowledge and skills in family history research. Here's a list of 31 activities you can do throughout the month. You can choose one activity each day or combine a few to make a fun family history weekend.

If you don't know how to do these activities, ask your ward temple and family history consultant for help or visit the stake FamilySearch Center.

Worship in the Temple

1. Attend the temple, and use the Ordinances Ready feature of Familysearch - it will automatically find the name of a related family member (ancestor or cousin) for you to take to the temple for proxy ordinances.
2. Invite a friend, ministering brother or sister, or family member to attend the temple with you. Or, take your family to the temple to perform baptisms for the dead together.
3. Plan future visits to the temple. Reserve your appointments for the next 2-3 months, and put them on the calendar.
4. Take a ward temple preparation class - talk to a member of the elders quorum or Relief Society presidency.
5. Study the Gospel Topics essay, "Temples". Explore census records. Google "Family History Guide Census Records C1" for helpful links that will teach you how to access and read census records to find information about your ancestors.
6. Renew your temple recommend, if it has expired.

cont. p. 5



Temple Recommend Stake Interviews

To schedule a temple recommend interview with a member of the stake presidency, please contact the following individuals. If you haven't heard back from them in a week, please reach out again. They are doing their best to respond in a timely manner!

David Robles (801) 971-5194

- Old Mill, Pacific Ridges, Eagle Run & YSA Wards

Matthew Nielsen (719) 464 - 8456

- Bennington, Blair, Columbus, Elkhorn & Fremont Wards

cont. from page 4

Build Family Memories

1. Display a new family photo someplace in your home.
2. Interview family members. Sit down, in person or virtually, with grandparents or older relatives and ask them about their lives. Record the audio of their stories for future generations. Upload the audio to their Familysearch page's Memories tab.
3. Show your family members where one of your ancestors lived. Go to the location, or use Google Maps street views.
4. Upload a family photo to Familysearch. In the Familysearch Tree, open up the Person page of an ancestor. Click on the "Memories" tab near the top of the page, then click on "Add Memory" to upload a family photo.
5. Write in your journal about a significant event or person in your life. Google "#52 Stories" to see a list of 52 writing prompts from Familysearch.
6. Work with family members to write down favorite family recipes that have family stories associated with each dish. Write down the stories and share them.
7. Send a text message to a relative in your family who you haven't talked to in a while.
8. Create a family timeline. Develop a timeline of significant events in your family's history.
9. Explore your cultural heritage. Research the culture and traditions of your ancestors and participate in related activities.
10. Plan a new family tradition for Thanksgiving or Christmas.
11. Look up one of your ancestor's homelands on Familysearch, and learn something new about it on Wikipedia. Share what you learned with family members.
12. Learn more about a relative or ancestor by [reading his or her obituary](#).
13. Take a few minutes to enjoy a family heirloom. Tell someone in your family the story of where it came from.
14. Go on a mini [pilgrimage](#) to a place that has special meaning to your family. Be creative. The journey could take 10 minutes or a couple of hours.
15. Write letters to future generations. Write letters sharing your thoughts and experiences. Save them for your descendants to read.
16. Hold a Family Phone Movie Night. Plug in or "cast" your smartphone or computer's screen to your TV and show videos of family members to your family.
17. Share what you've found and felt. Use social media to share interesting facts or stories about your family.

Improve Research Skills

1. Create a Familysearch.org account, or revisit it if it's been a while. If your tree is missing ancestors that you know about, like a grandparent or great-grandparent, add them to the tree. If your tree is extensive, explore it by clicking on the "Activities" tab at the top of the page.
2. Ask your ward temple and family history consultant to prepare a "discovery experience" for you and your family. Tell them about your family history goal. They can request access to your Familysearch family tree and prepare ahead of your meeting so that it will be a success.
3. Visit a family history activity at the Omaha Public Library's Genealogy Room. Google the "Omaha Public Library Genealogy Room" to see details of three fun family history classes and activities you can attend on October 10, 13, and 16.
4. Visit thefhguide.com for links to the best training tips and videos on how to do family history research.
5. Join the Greater Omaha Genealogical Society and connect with others interested in family history. Their meetings are conducted both online and via Zoom.
6. Download the Get Involved app (it's a Church app), and learn how to quickly review names in short 5 minute batches. Super-easy, super-addictive!
7. Watch a [short family history class](#) from RootsTech 2023 (rootstech.org).
8. Plan for future research. Set goals for what you want to accomplish in family history research in the coming months.

This October, let's embrace the opportunity to learn about our past and strengthen our family ties. Each activity is a step toward understanding who we are and where we come from. Happy Family History Month!